

Manage your health with HIV self-test

HIV self-testing is an antibody test, which can take 23 to 90 days (about 4 to 12 weeks) to detect HIV infection after exposure.

More often to get tested if
increased risk of getting HIV



More information on
screening and other services

1. Unprotected sexual intercourse: be tested at least once a year
2. Sexually active: get tested for HIV at least once
3. For those at higher risk or their sexual partners (e.g. sharing needles or diluent, multiple sexual partners, drug use, and STD): get tested every 3–6 months

Report your test result online to receive a coupon for a free self-test kit or enter a lucky draw!

Positive result

If test shows BOTH the Control Line
AND Test Line



Seeking for help

- ★ Anonymous
- ★ Phone or online consultation available

Present a photo of your test kit serial number at the clinic to receive an exemption for copayment and registration fee for the clinic visit and a refund of \$200 for the test kit.

- An positive result (antibody positive) means you may have been infected with HIV. You need to follow up with a health care professional to confirm the test result. It is recommended that you visit an HIV designated hospital for further confirmation test even when you are asymptomatic.

Negative result

- This may be in the window period. It is recommended that you avoid high-risk events and perform regular testing
- To prevent infection, please use condoms consistently and use water-based lubricants. Do not share needles, or use thinners or drugs. Alternatively, use pre-exposure prophylaxis (PrEP).

PrEP is a medication proven to be effective for preventing HIV when taken following a physician's assessment. Please scan the QR-code for more information.



PrEP for dummies
第15頁, 共22頁



PrEP program



About PrEP by Taiwan
Centers for Disease
Control

Promotional

Member Registration (anonymous)


(Become a member to receive information for future events)

01 Go to "Member", click on "Registration", enter your account name and password, verify, then click on "Membership Registration" to submit your application.

Please note, some accounts (e.g. Yahoo) may not be able to receive the verification email. Use another mailbox (Gmail or other paid email) for account registration.

Account Name:

Password:

Verification: I'm not a robot 

02 The system automatically sends out a verification email. Click on the link provided in the email to complete verification.

HIV Self-test – Member registration notification

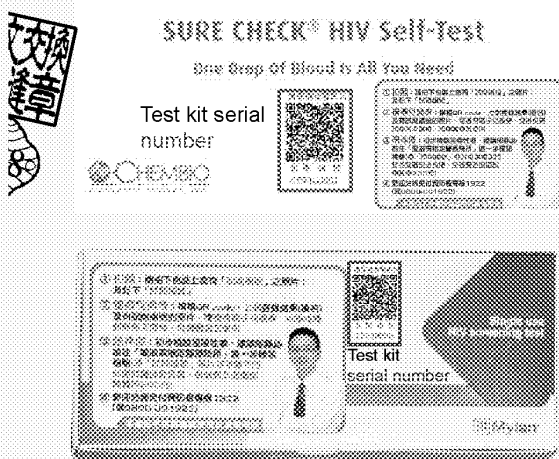
1 Email

hiva@service.cdc.gov.tw <hiva@service.cdc.gov.tw>


Dear Sir/Madam:
Congratulations! Your member registration was successful!
E-mail verification code: **Y3X571SFW1**, please click on [link](#) to complete your e-mail verification. Thank you!

Report test result (anonymous)

01 Take a photo of the test kit serial number on the box.



02 Report your test result online to receive a coupon for a free self-test kit or enter a lucky draw.




Report test result



Scan the QR-code on the package of the self-testing kit with your smartphone or tablet to automatically fill in the serial number.




Visit the self-test website/ submit test results to receive a self-test kit coupon and enter a lucky draw, enter the self-test kit serial number (<https://reurl.cc/WXJd3G7>)



03 Complete the online questionnaire and upload a photo clearly showing the test kit serial number.

(Supported image formats: JPG, PNG, BMP, and HEIC)



04 After approval, the system will send out an electronic coupon to your account (verify and log in to your account to see the coupon).

